








## Short-term forecast

### Station averages

	 °F	 %	 inHg	 mph	 in/h	 °F
5 May	73.6 / 55.7	82.3	29.91	0.9	0.09	75.8 / 57.1
6 May	76.3 / 54.2	75.9	29.96	1.1	0.02	76.7 / 55.0
7 May	76.8 / 52.2	75.3	30.00	1.0	0.05	78.1 / 52.4
8 May	78.6 / 55.4	78.6	29.99	0.8	0.11	81.8 / 56.8
9 May	76.9 / 58.3	78.9	30.01	1.2	0.17	80.1 / 60.2
10 May	76.2 / 57.7	82.3	30.03	0.8	0.16	79.4 / 60.0
11 May	78.1 / 57.9	82.1	30.05	0.6	0.12	82.1 / 60.2
12 May	75.9 / 59.0	82.9	30.01	0.6	0.10	79.5 / 61.6
13 May	77.5 / 58.0	81.7	30.01	0.7	0.03	80.7 / 60.2

## Station extremes

	 °F	 %	 inHg	 mph	 mph	 in/h	 °F
5 May	<b>87.6</b> 2022	<b>98.0</b> 2021	<b>30.19</b> 2023	<b>14.0</b> 2014	<b>17.0</b> 2026	<b>0.59</b> 2024	<b>95.8</b> 2022
	<b>44.9</b> 2016	<b>33.4</b> 2026	<b>29.55</b> 2017	-	-	-	<b>43.0</b> 2016
6 May	<b>87.6</b> 2014	<b>98.0</b> 2018, 2019, 2020	<b>30.25</b> 2023	<b>17.0</b> 2014	<b>30.0</b> 2022	<b>0.12</b> 2021	<b>92.7</b> 2024
	<b>41.1</b> 2016	<b>32.0</b> 2014	<b>29.64</b> 2022	-	-	-	<b>38.8</b> 2016
7 May	<b>87.5</b> 2014	<b>98.0</b> 2014, 2019	<b>30.21</b> 2023	<b>13.0</b> 2014	<b>16.0</b> 2016	<b>0.23</b> 2025	<b>91.8</b> 2024
	<b>40.3</b> 2020	<b>27.0</b> 2014	<b>29.69</b> 2022	-	-	-	<b>37.9</b> 2020
8 May	<b>88.2</b> 2014	<b>98.0</b> 2019	<b>30.18</b> 2014, 2021	<b>17.0</b> 2014	<b>17.0</b> 2014	<b>0.53</b> 2020	<b>95.2</b> 2024
	<b>43.5</b> 2021	<b>31.0</b> 2016	<b>29.72</b> 2024	-	-	-	<b>41.5</b> 2021
9 May	<b>87.1</b> 2018	<b>98.0</b> 2018	<b>30.21</b> 2020	<b>20.0</b> 2014	<b>21.0</b> 2021	<b>0.75</b> 2024	<b>94.2</b> 2023
	<b>39.1</b> 2020	<b>38.6</b> 2021	<b>29.75</b> 2024	-	-	-	<b>36.1</b> 2020
10 May	<b>87.9</b> 2018	<b>99.0</b> 2019	<b>30.27</b> 2022	<b>12.0</b> 2014	<b>37.0</b> 2024	<b>0.60</b> 2025	<b>92.1</b> 2018
	<b>0.0</b> 2017	<b>0.0</b> 2017	<b>29.75</b> 2024	-	-	-	<b>0.0</b> 2017
11 May	<b>89.1</b> 2018	<b>99.0</b> 2014, 2018	<b>30.27</b> 2022	<b>8.0</b> 2014	<b>13.0</b> 2023	<b>1.08</b> 2025	<b>94.5</b> 2018
	<b>43.9</b> 2020	<b>34.4</b> 2020	<b>29.72</b> 2019	-	-	-	<b>41.5</b> 2020
12 May	<b>90.8</b> 2018	<b>99.0</b> 2014	<b>30.29</b> 2021	<b>10.0</b> 2014	<b>14.0</b> 2016	<b>0.37</b> 2025	<b>94.3</b> 2014
	<b>40.3</b> 2020	<b>34.8</b> 2018	<b>29.65</b> 2019	-	-	-	<b>37.8</b> 2020
13 May	<b>91.2</b> 2018	<b>98.0</b> > 3 cases	<b>30.33</b> 2021	<b>9.0</b> 2014	<b>13.0</b> 2016	<b>0.28</b> 2025	<b>96.8</b> 2018
	<b>42.4</b> 2021	<b>41.4</b> 2018	<b>29.72</b> 2019	-	-	-	<b>40.5</b> 2021

# Almanac

